


# MAGNUM XXL

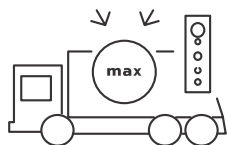
## THE INDESTRUCTIBLE ONE



### ADVANTAGES




Closed construction of the carriage and packer plate, therefore no waste deposits



Maximisation of the loading density through convenient fraction preselection on the operating terminal



Central electrics behind side inspection door



Liquid-tight base assembly

## ABOUT THE MAGNUM XXL

Much more than just a big mouth – the hopper has a clearing volume of 2.3 m<sup>3</sup>, the collection container offers a load capacity of 18 to 31 m<sup>3</sup>. If you want a little more: The H-variant (MAGNUM XXLH II) offers 200 mm more height with the same body length and thus approx. 10 per cent

additional volume. Rigid, smooth-surfaced collection containers, the use of highly wear-resistant fine-grained steel (10 mm loading trough, 6 mm side walls) and optional additional reinforcement with side and roof frames make this refuse collection vehicle extra

robust. Ideal for bulky waste operations with open loading or – with appropriate tailgate preparation – for the collection of large containers and commercial waste.

## SERIES OPTIONS

### BASIC CONSTRUCTION:

- XXLH: Body raised by 200 mm
- Open tailgate bulky waste
- Open tailgate commercial lifter

### USE IN COMBINATION WITH

- All commercial lifters

## AREAS OF APPLICATION



**BULKY  
WASTE**



**INDUSTRIAL &  
COMMERCIAL  
WASTE**

Further  
Information



**TECHNIK ENTSCHIEDET.**